


# Save Water



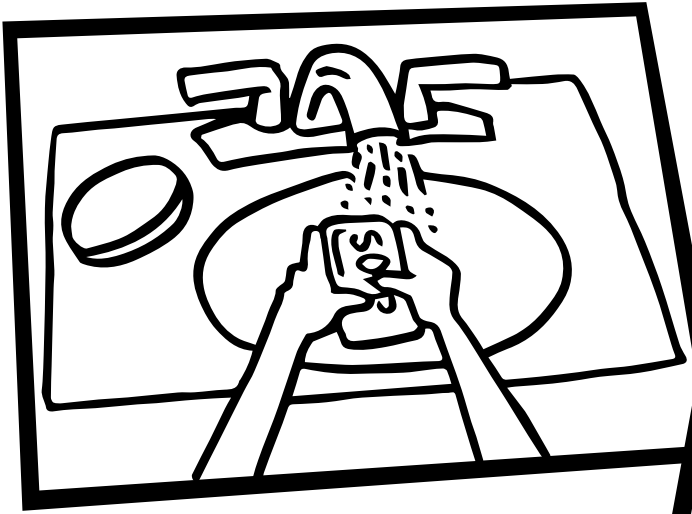
## While You're HOME



A Water Conservation Coloring Book


Visit [www.epa.gov/watersense](http://www.epa.gov/watersense) for more kids activities and tips.

# Turn Off the TAP




Whether washing your hands for 20 seconds or brushing your teeth for two minutes, you don't have to keep the faucet running. Save 200 gallons of water in a month by turning off the tap while you scrub.

# Load Up on Laundry



More kids at home means more laundry. Save energy by washing clothes in cold water, and conserve water by only running the washer with full loads.

# Let Your Dishwasher Do the Work




Did you know it takes less water to run a full dishwasher than to wash dishes by hand in the sink? Save more water by scraping plates into the trash rather than rinsing them before loading the dishwasher.

# Be a Leak Detective



Have a parent help you take the top off the tank at the back of the toilet. Place a few drops of food coloring in the tank. If the color shows up in the bowl, you might need a new flapper. Don't forget to flush after!

# SAVE while Showering




Showers use less water than baths. Order a WaterSense labeled showerhead to replace your current model, and you'll save water and energy without noticing a difference in flow!

# WATCH What You Flush



Only three Ps should go in your toilet—pee, poo, and (toilet) paper. Toilet paper is designed to dissolve, but disposable wipes and paper towels don't break down and can clog toilets and drains. Safely dispose of them in the trash.

# Curb outdoor Water Waste



Watering the yard is a great way to get outside in the fresh air. Just don't water in the middle of the day when temperatures are highest, or the sun will evaporate water before it reaches your plants.